

# Palm Sunday

# & Holy Week



**TRUEWAY KIDS**.COM

# Introduction

This week, we are learning about Palm Sunday, sometimes called the triumphant entry. It the day when Jesus rode into Jerusalem on a donkey. The account is found in all four gospels.

We will also reflect on some of the Holy Week events such as:

- The washing the disciple's feet,
- The last supper
- and praying in the garden.

## Lesson Guide

Began by talking to your children about a parade. If they have been to one, you could think about it, if not try to show a video. Maybe when the queen or the president visits a city. Ask them what they would shout out to the a famous person.

Explain that the people shouted "Hosanna," which means "Save." Read Zechariah 9:9 together and show how the people recognized Jesus was the King who saves. Remind your child that Jesus came to save.

Ask your children to help you clean an area. Put out some safe cleaning supplies, such as water spray, clothes, sweeping brush, and so on. Thank them for helping you and read John 13:1-17 together, Jesus Washes His Disciples' Feet. Speak about how Jesus took the place of a servant. Think of ways we can serve others.

If safe, have your child walk barefoot in the sand or on mud or grass. When they are finished, give them some wet wipes to clean their feet. Make it a competition to see who can make the dirtiest wipe. Remind the children that in Jesus' day, most people wore sandals so their feet would become dirty. Share how Jesus came to wash our sins away.

Set up a special meal together. Ask your children to share some memories from the past. Explain that the Jewish people celebrated the Passover every year to remember how God saved them from Egypt. (You can use our plagues lesson for review). Have some bread and grape juice at your meal. Ask your child to break the bread. Share how Jesus said this would be like his body. Pour some grape juice into a glass. Share how Jesus said this would be blood. Explain that Jesus gave His life to save us.

Read Mark 14:32–50, Jesus prays in the garden. Share how it's a good thing to pray about things that trouble us and to ask people to pray with us. Say how the disciples kept falling asleep rather than praying with Jesus.

Pour some drinks into cups. Some sweet fruit juice and a bitter green juice. Ask your child which they would like to drink. Share how Jesus asks God to take the 'cup' from him in Mark 14:36 but put God's will first. Speak about how it's always more important to do God's will.

**(Next week we will cover part 2 of Easter)**



After the meal, Jesus and the disciples went to a garden called Gethsemane.

Jesus asked his disciples to pray with Him because soon, bad things would happen.

But they kept falling asleep.

Jesus prayed alone. He asked God to help Him do the right thing, even though it was difficult.



Jerusalem was full of people to see Jesus.

The people treated Jesus like a king.

They shouted, "Hosanna!" waved palm branches and shouted praises.

They even put their clothes on the road to keep the donkey's feet clean.




Jesus planned a special Passover meal with his disciples.

When they arrived, Jesus had a towel ready to wash their dirty feet.

The disciples didn't think this was right. It was a job for a servant, not a king.

But Jesus came to serve.



During the meal, Jesus took some bread and broke it. Jesus told his disciples that He would be broken for them.

He also poured wine into a glass and shared it with his disciples.

He told them this would be a new promise to them.

Then they sang a hymn together.



# Games and Activities

## Pin the tail on the donkey

A classic party game. Draw or print out a picture of a donkey. Next, blindfold the first player and ask them to tape a paper tail in the correct place on the donkey.

Keep taking it in turns to see who gets closest.



## Palm leaves steppingstones

Cut out some palm leaves from recycled paper. Mark a start and finish line and have the children moving it across the room without touching the floor.




Remind them how the people lined the streets of Jerusalem so that the donkey's feet would not get dirty.

## Easter countdown Calendar

We often celebrate Christmas much more than we celebrate Easter. Why not make an advent type calendar for Easter. Each day during Holy Week put a small treat and a Bible verse into an envelope for your child to open. Encourage them to learn the memory verse each day.





# Match the Palm leaves







Find six (6) differences

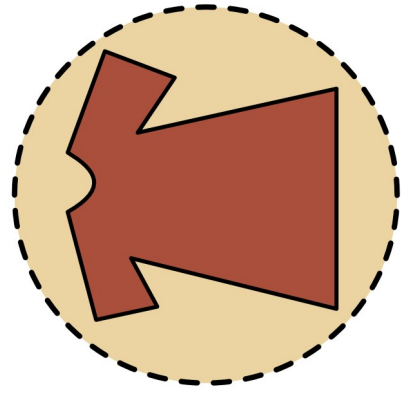



# Help the disciples find the donkey for Jesus











Cut out the pieces  
to finish the picture



# Memory Verse



to the



Hosanna



David



Son of



21:9



Matthew

# Hands Palm Craft



## What you need:

Paper (Green or white)

A Pencil

Scissors

Glue

A strip of cardboard

## What to do



Draw around your hand onto the paper. Do this as many times as you want. The more hands the bigger the leaf.





If using white paper, colour the paper before cutting out the hands.




Glue hands together to make a palm shape. Glue a strip of cardboard on the reverse.













# Worship

Recommend worship songs. Not produced by Trueway Kids.  
YouTube Videos to be used for personal use only.

Cloaks and Branches

<https://youtu.be/5jtDqKkdS1M>

Ho-Ho-Hosanna

<https://youtu.be/P63J6hngPXM>

Hosanna Rock

<https://youtu.be/96pcmyyHaZk>



# Prayer

Thank God that Jesus came to save us and make us clean.

Ask Him to help you to pray and serve as Jesus did.

## Next Week

Easter

10th April 2020

If you haven't already done so, sign up to receive future lesson by email.

[truewaykids.com/subscribe/](http://truewaykids.com/subscribe/)

